

GEL 12V 100Ah



Specification	
Cells Per Unit	6
Voltage Per Unit	12
Capacity	100Ah@10hr-rate to 1.80V per cell @25°C
Weight	25.5kg
Internal Resistance	Approx. 6.0 mΩ
Terminal	F1/F2
Max. Discharge Current	1500A (5 sec)
Short Circuit Current	5000A
Maximum Charging Current	25.0A
Reference Capacity	C10 100AH C3 74.6AH C1 56.8AH
Float Charging Voltage	13.6 V~13.8 V @ 25°C Temperature Compensation: -3mV/°C/Cell
Cycle Use Voltage	14.4 V~14.9 V @ 25°C Temperature Compensation: -4mV/°C/Cell
Operating Temperature Range	Discharge: -40°C~60°C Charge: -20°C~50°C Storage: -40°C~60°C
Normal Operating Temperature Range	25°C±5°C
Self Discharge	Less than 3% at 25°C per month
Container Material	A.B.S. UL94-HB, UL94-V0 Optional.



Application	
• Solar/Wind Power System	
• Uninterruptible Power Supplies (UPS)	
• Electric Power Systems (EPS)	
• Emergency Backup Power Supplies	
• Communication Power Supplies	
• DC Power Supplies	
• Auto Control System	

Dimensions																				
				<table border="1"> <tr> <td>Length</td> <td>330±1mm (12.9 inches)</td> </tr> <tr> <td>Width</td> <td>171±1mm (6.77 inches)</td> </tr> <tr> <td>Height</td> <td>217±1mm (8.46 inches)</td> </tr> <tr> <td>Total Height</td> <td>225±1mm (8.66 inches)</td> </tr> <tr> <td>Terminal</td> <td>Value</td> </tr> <tr> <td>M5</td> <td>6~7 N*m</td> </tr> <tr> <td>M6</td> <td>8~10 N*m</td> </tr> <tr> <td>M8</td> <td>10~12 N*m</td> </tr> </table>	Length	330±1mm (12.9 inches)	Width	171±1mm (6.77 inches)	Height	217±1mm (8.46 inches)	Total Height	225±1mm (8.66 inches)	Terminal	Value	M5	6~7 N*m	M6	8~10 N*m	M8	10~12 N*m
Length	330±1mm (12.9 inches)																			
Width	171±1mm (6.77 inches)																			
Height	217±1mm (8.46 inches)																			
Total Height	225±1mm (8.66 inches)																			
Terminal	Value																			
M5	6~7 N*m																			
M6	8~10 N*m																			
M8	10~12 N*m																			
			F12 Terminal	Unit: mm																

Constant Current Discharge Characteristics : A(25°C)										
F.V/Time	15min	30min	1h	2h	3h	4h	5h	8h	10h	20h
1.60V	145.0	95.4	55.9	33.4	23.1	19.1	16.1	11.0	9.12	5.50
1.65V	142.1	93.8	55.6	33.2	23.0	19.0	16.0	10.9	9.03	5.30
1.70V	139.8	93.0	55.1	32.9	22.8	18.9	15.9	10.8	8.95	5.15
1.75V	134.7	93.2	54.6	32.7	22.7	18.8	15.7	10.7	8.86	5.00
1.80V	125.6	92.5	53.3	32.1	22.1	18.3	15.4	10.6	8.77	4.70
1.85V	114.0	87.4	50.7	30.7	21.1	17.4	14.8	10.1	8.51	4.50

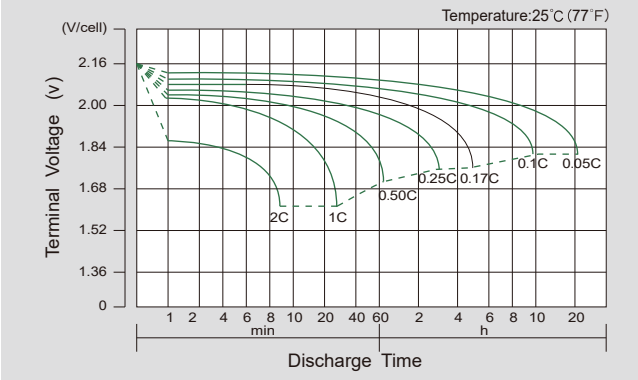
Constant Power Discharge Characteristics : WPC(25°C)										
F.V/Time	15min	30min	1h	2h	3h	4h	5h	8h	10h	20h
1.60V	264	178	108	65.7	45.8	38.0	32.0	21.9	18.2	9.73
1.65V	259	176	107	65.3	45.8	37.9	31.9	21.8	18.1	9.56
1.70V	256	177	107	64.9	45.6	37.9	31.8	21.6	17.9	9.38
1.75V	247	177	106	64.5	45.4	37.5	31.4	21.5	17.7	9.20
1.80V	231	176	104	63.6	44.2	36.7	30.9	21.1	17.5	9.03
1.85V	211	167	99.2	61.3	42.3	34.9	29.5	20.2	17.0	8.50

Note: The above characteristics data are average values obtained within three charge/discharge cycle not the minimum values.

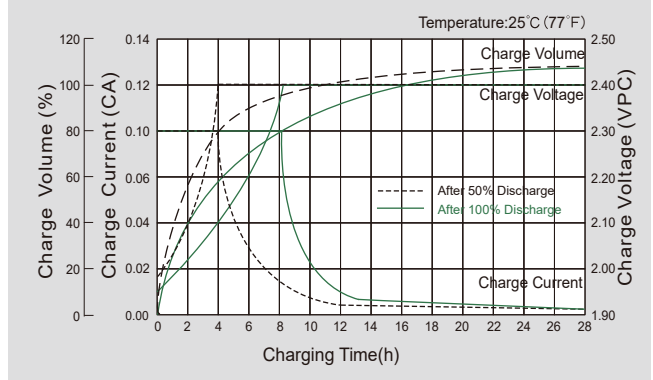
GEL 12V 100Ah



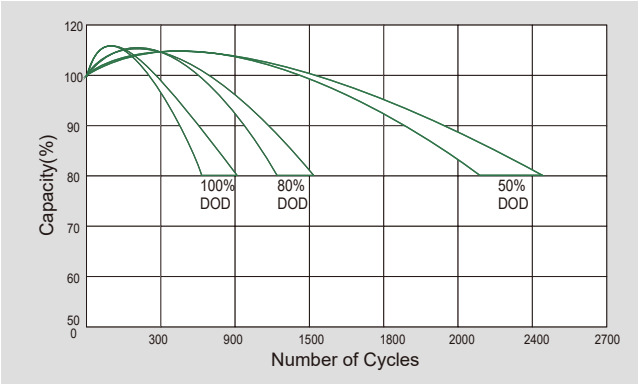
Discharge Characteristics Curve



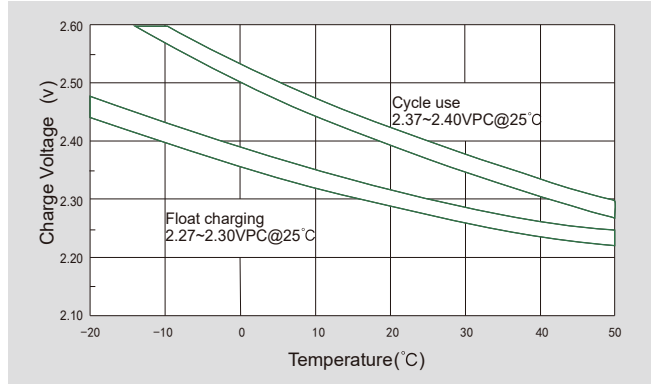
Charge Characteristic Curve for Cycle Use (IU)



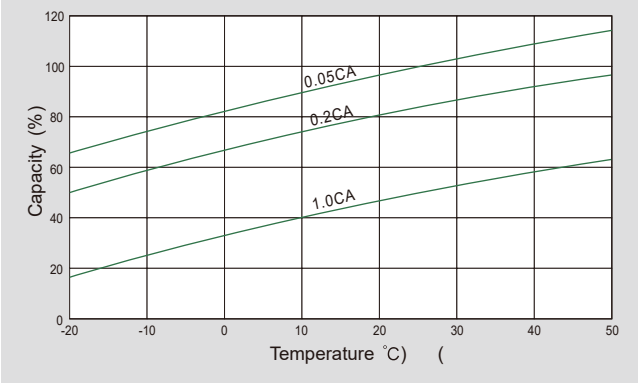
Cycle Life in Relation to Depth of Discharge



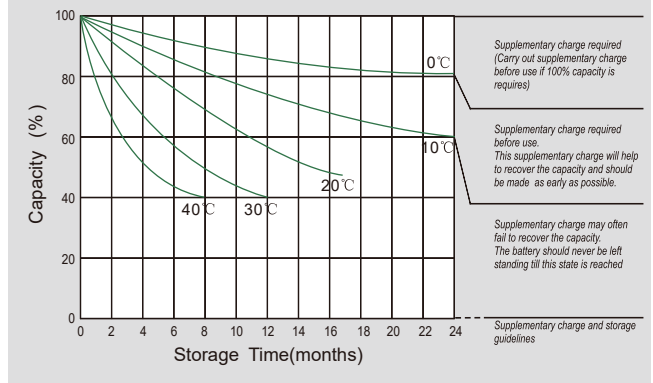
Relationship Between Charging Voltage and Temperature



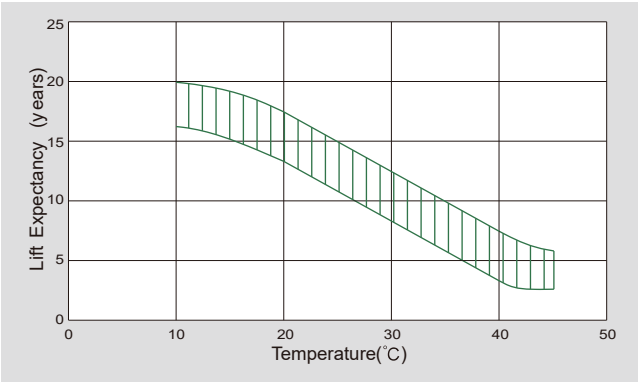
Temperature Effects on Capacity



Storage Characteristics



Effect of Temperature on Long Term Life



Relationship of OCV And State of Charge (20°C)

